

# Mid-Year Student Assessment™ Form B Overview

## Features

- 70 items distributed across 4 sections
- Student Information
- Motivation Assessment
- Student Interest and Needs
- Institutional Impressions

**Student Information:** 5 of the 7 demographic items are essentially the same as the CSI—minor adjustments in the MYSA reflect timing of the data requested. A new item on study time required is added.

**Motivation Assessment:** 11 of the 17 motivation scales from the CSI are repeated in the MYSA.

Academic Motivation Scales	General Coping Scales
Study Habits	Social Engagement
Reading Interest	Family Support
Verbal and Writing Confidence	Capacity for Tolerance
Math and Science Confidence	Career Plans
Commitment to College	Financial Security
Interaction with Previous Teachers	

**Student Interests and Needs:** Student receptivity to institutional help from the CSI is compared to student participation and current desire to receive services in 24 different areas of potential interest and need.

Receptivity: Scales and Items	Pretest Receptivity Scales (Percentile)	Received help already?		Would like to received help or information?	
		Yes	No	Yes	No
Academic Assistance	62	X		X	
Personal Counseling	45		X		X
Social Engagement	40	X			X
Career Guidance	71		X	X	
Financial Guidance	88		X	X	

**Institutional Impressions:** Student satisfaction with their college experience is assessed in nine areas. The items are rated on a scale of 1 (low) to 7 (high).


1. Availability of financial resources.
2. Interaction with other students.
3. Assistance in selecting program/major.
4. Safety and security on campus.
5. Opportunities for community service/volunteer work.
6. Interaction with advisor.
7. Sense of belonging to college community.
8. Interaction with faculty in class.
9. Interaction with faculty outside of class.

## MYSA REPORTS

- Student Report
- Advisor/Counselor Report
- Summary and Planning Report


All reports are available online immediately!

### Student Report




Changes in student motivation and satisfaction results.

### Action Plan



Student receptivity creates engagement and referral check list.

### Advisor/Counselor Report



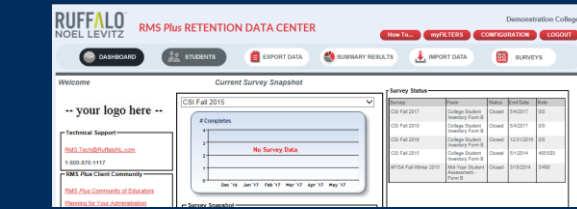
Changes in student motivation and updated demographic information..

## Referral Lists included with the Summary and Planning Report:

- I plan to complete my degree/certificate at this college or university.
- I plan to transfer to another college or university to complete my degree.
- College is not right for me at this time, and I do not plan to re-enroll next term.
- I have not made a decision about my plans for next term.

Retention Data Center: Web dashboard for analysis and action  
The Retention Data Center makes it easy to:

- Sort and cross-tab student data by any characteristics captured in the survey.
- Access reports, analyze and act on findings using pre-set data filters or create custom filters



## What is the MYSA

MYSA is designed as a companion survey for the College Student Inventory™ (CSI)—Forms B and C. Students share their specific interests and needs within the context of an educational experience that is still evolving. The MYSA compares students' early perceptions with their new reality.

## Administering the MYSA

### Which students are targeted?

Those who completed the CSI in their first term; first-year transfer students.

### When is it administered?

Toward the end of the first term or early the following term; end of summer term.

### Where is it administered?

Computer labs, first-year seminars, classes, residence halls, or other places where student has access to computer.

### How much time is required?

Average time to complete is 20 minutes.

## SHARE RESULTS WITH

- Students
- Advisors/Counselors
- Success Coaches
- Institutional Research
- Deans/Department Chairs/Faculty
- Retention Committee

## USE RESULTS TO

- Chart Student Progress
- Increase Student Persistence
- Assign Accountability
- Measure Program Effectiveness
- Write Grant Proposals
- Conduct Service Audits



**Integrate information for each student across all sections of the report**

Page 1: Left column		Page 1: Right Column	Page 2: All Columns	Page 2: Top Section		
MYSA Scales Review changes for each scale, then integrate information across Scales	Potential connections among Scales	Student Background Information Integrate with Academic Motivation, Social Motivation, and Coping Scales	Needs and Interests 1. Receptivity Scales 2. Received help already 3. Want to receive help	Institutional Impressions – Levels of Satisfaction – Rating: High = 7 and Low = 1		
Academic Motivation	1. Study Habits	Scales 1, 3, 4	Academics, Study Time	Academic Assistance	Interaction with advisor	
	2. Reading Interest	Scales 2, 3	Academic Knowledge/Ability	Academic Assistance	Sense of belonging, Interaction with faculty	
	3. Verbal and Writing Confidence	Scales 3, 1, 2	Academic Knowledge/Ability	Academic Assistance	Academic Assistance	Interaction with faculty in/out of class
	4. Math and Science Confidence	Scales 4, 1, 2	Academic Knowledge/Ability	Academic Knowledge/Ability	Academic Assistance	Interaction with faculty in/out of class
	5. Commitment to College	Scales 5, 8	Academics, Work Plans, College Plans	Career and Personal Counseling	Career and Personal Counseling	Sense of belonging
	6. Interaction with Previous Teachers	Scales 6, 9	Academics, College Plans	Personal Counseling	Personal Counseling	Interaction with faculty in/out of class
General Coping	7. Social Engagement	Scales 7, 2, 9	Work Plans, Academics	Social Enrichment	Social Enrichment	Sense of belonging
	8. Family Support	Scales 8,10, 11	Parents' Education	Personal Counseling	Personal Counseling	Financial resources, Sense of Belonging
	9. Capacity for Tolerance	Scales 9, 2, 6	Academic Knowledge, Parents' Education	Personal Counseling	Personal Counseling	Interaction with faculty in/out of class
	10. Career Plans	Scales 10, 5, 8	Academics, Academic Ability, Degree Plans	Career Counseling	Career Counseling	Interaction with advisor, Help selecting major
	11. Financial Security	Scales 11, 5, 8	Academics, Work Plans	Financial Guidance	Financial Guidance	Financial resources

- Academic Motivation and General Coping Scale descriptions**  
The MYSA Scale numbers in the left column correspond with the numbers/information below.
1. Study Habits: Willingness to make sacrifices to achieve academic success.
  2. Reading Interests: Level of enjoyment of the actual learning process.
  3. Verbal and Writing Confidence: Self-belief of doing well in reading, writing, and public speaking
  4. Math and Science Confidence: Self-belief of doing well in math and science courses.
  5. Commitment to College: Value placed on college education and long-term benefits.
  6. Interaction with Previous Teachers: Mind-set around experiences with instructors and administrators.
  7. Social Engagement: General inclination to participate in social activities
  8. Family Support: Quality of family communication, and mutual respect.
  9. Capacity for Tolerance: Acceptance of those with different political or social persuasions.
  10. Career Plans: Identification of and/or commitment to career goals.
  11. Financial Security: Level of confidence regarding financial situation/resources.

**TECHNICAL SUPPORT**

- The Retention Solutions Team at RNL can help you:
- Set up your administration.
  - Add custom survey items and custom report text.
  - Utilize the email invitation and reminder that are sent to students to boost completion rates.
  - Assist with accessing reports and advanced data sorting and analysis.

**Conversation starters per scale for advisors:**

- Study Habits: Have you changed the way you study this year?
- Intellectual Interests: What class is most interesting to you thus far?
- Verbal Confidence: What feedback have you received from instructors on your writing?
- Desire to Finish College: How are you feeling about your decision to attend college?
- Attitude Toward Educators: Who is your favorite professor? Why?
- Family Emotional Support: How is your family handling you being here at college?
- Career Closure: What major or area of interest are you considering?
- Sense of Financial Security: Is college more or less expensive than you expected?
- Receptivity to Academic Assistance: Have you sought help with any of your courses thus far?
- Receptivity to Career Counseling: What additional information would you find helpful as you explore your career options?

