

College Student Inventory™ Form B Overview

Features

- 100 items distributed across 5 sections
- Demographic Variables
- Academic Motivation
- General Coping
- Receptivity to Assistance
- Internal Validity

Student Information: 9 demographic variables are collected: High school GPA, racial/ethnic origin, parent/guardian's highest level of education, timing of decision to enroll, highest degree sought, and hours planned to work.

Motivation Assessment: 16 motivation scales identify student noncognitive strengths, challenges, and areas of receptivity, and are used to design relevant student engagement strategies.

Academic Motivation Scales	General Coping Scales	Receptivity to Support Services
Study Habits	Social Engagement	Academic Assistance
Attitude toward Reading	Family Support	Personal Counseling
Verbal and Writing Confidence	Capacity for Tolerance	Social Enrichment
Math and Science Confidence	Career Plans	Career Counseling
Commitment to College	Financial Security	Financial Guidance
Interaction with Previous Teachers		

Summary Observations: Compound scales based on motivation scales and demographic data that determine student risk are used for prioritizing outreach:

- Dropout Proneness
- Predicted Academic Difficulty
- Educational Stress
- Receptivity to Institutional Help


Specific Recommendations: Prescriptive action steps listed in priority order for each student to pursue. They clarify student needs and relate their needs to specific forms of assistance. The recommendations cluster around academics, personal, career, financial, and social areas such as:

- Get help with exam skills
- Get help with study habits
- Get help selecting an academic program
- Get information about student activity
- Get help finding a part-time job program

CSI REPORTS


- Student Report
- Advisor/Counselor Report
- Coordinator Report
- Summary and Planning Report
- Summary Observations with Receptivity Report

All reports are available online immediately!




Student Report

Motivation scores on 16 scales and specific recommendations for action.



Summary and Planning Report

Cohort motivation scores overall and by male/female. Cohorts top ten requests for assistance. Referral lists.



Summary Observations with Receptivity Report

Integrated view of student risk and receptivity.

Referral Lists included with the Summary and Planning Report:

- Students With High Dropout Proneness
- Students Who Are Highly Receptive to Institutional Help
- Students Needing Academic Assistance With a Focus on Their Desire for Specific Academic Services
- Students Needing Academic Assistance With a Focus on Their Specific Needs
- Students Who Might Benefit From Personal Counseling With a Focus on Their Desire to Address Specific Areas
- Students Who Might Benefit From Personal Counseling With a Focus on Their Specific Needs
- Students Who Might Benefit From Career Counseling With a Focus on Their Desire for Specific Counseling Services
- Students Who Need Social Enrichment
- Students With Low Financial Security

The Retention Data Center makes it easy to:

- Sort and cross-tab student data by any characteristics captured in the survey.
- Access reports, analyze and act on findings using pre-set data filters or create custom filters

ADMINISTERING THE CSI

Which Students are targeted?

All first-term, first-year students is the preferred approach, but smaller cohorts such as TRIO, conditional admits, honors students etc. are possible.

When is it administered?

At in-person or online orientation, within a first-year seminar, the first few weeks of class.

Where is it administered?

Computer labs, first-year seminars, classes, residence halls, or other places where student has access to computer. *Mobile device compatible.*

How much time is required?

Average time to complete is 25 minutes.

SHARE RESULTS WITH

- Students
- Advisors/Counselors
- Success Coaches
- Institutional Research
- Deans/Department Chairs/Faculty
- Retention Committee

USE RESULTS TO

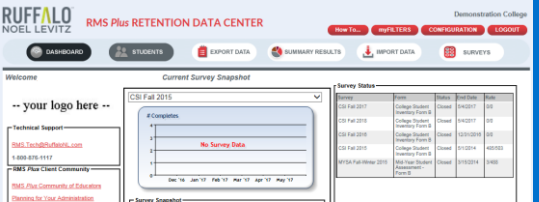
- Chart Student Progress
- Assign Accountability
- Measure Program Effectiveness
- Write Grant Proposals
- Conduct Service Audits

TECHNICAL SUPPORT

The Retention Solutions Team at Ruffalo Noel Levitz can help you:

- Set up your administration for orientation use, first-year seminars, Blackboard, Nuro Retention, and Starfish integration.
- Add custom survey items and custom report text.
- Utilize the email invitation and reminder that are sent to students to boost completion rates.
- Assist with accessing reports and advanced data sorting and analysis.

Retention Data Center: Web dashboard for analysis and action



Integrate information for each student across all sections of the report

Page 1: Left column		Page 1: Left column		Page 1: Right column	
CSI Scales–(Motivation and Coping) Review scores for each scale, then integrate information across Scales		Potential connections among Scales	Receptivity to Support Services Integrate with Motivation, Coping Scales, and Student Background Information	Student Background Information Integrate with Motivation, Coping, and Receptivity Scales	
Academic Motivation	1. Study Habits	Scales 1, 3, 4	12. Receptivity to Academic Assistance	Grades, Work Time	
	2. Reading Interests	Scales 2, 3	12. Receptivity to Academic Assistance	General Academic knowledge/ Perceived Academic Ability	
	3. Verbal and Writing Confidence	Scales 3, 1, 2	12. Receptivity to Academic Assistance	General Academic knowledge/ Perceived Academic Ability	
	4. Math and Science Confidence	Scales 4, 1, 2	12. Receptivity to Academic Assistance	General Academic knowledge/ Perceived Academic Ability	
	5. Commitment to College	Scales 5, 8, 10	13. & 15. Receptivity to Career Guidance and Personal Counseling	Grades, Work Plans, Degree Sought	
	6. Interaction with Previous Teachers	Scales 6, 9	13. Receptivity to Personal Counseling	Grades, Degree Sought	
General Coping	7. Social Engagement	Scales 7, 1, 2, 9	14. Receptivity to Social Engagement	Work Plans, Grades	
	8. Family Support	Scales 8,10,11	13. Receptivity to Personal Counseling	Parents' Education, Decision to Apply to College	
	9. Capacity for Tolerance	Scales 9, 2, 6	13. Receptivity to Personal Counseling	Academic Knowledge, Parents' Education	
	10. Career Plans	Scales 10, 5, 8	15. Receptivity to Career Guidance	Grades, Academic Ability, Degree Plan	
	11. Financial Security	Scales 11, 5, 8	16. Receptivity to Financial Guidance	Grades, Work Plans	

Academic Motivation and General Coping Scale descriptions

The CSI Scale numbers in the left column correspond with the numbers/information below.

1. Study Habits: Willingness to make sacrifices to achieve academic success.
2. Reading Interests: Level of enjoyment of the actual learning process.
3. Verbal and Writing Confidence: Self-belief of doing well in reading, writing, and public speaking
4. Math and Science Confidence: Self-belief of doing well in math and science courses.
5. Commitment to College: Value placed on college education and long-term benefits.
6. Interaction with Previous Teachers: Mind-set around experiences with instructors and administrators.
7. Social Engagement: General inclination to participate in social activities
8. Family Support: Quality of family communication, and mutual respect.
9. Capacity for Tolerance: Acceptance of those with different political or social persuasions.
10. Career Plans: Identification of and/or commitment to career goals.
11. Financial Security: Level of confidence regarding financial situation/resources.

Receptivity to Assistance Scale descriptions

The CSI Scale numbers in the center column correspond with the numbers/information below.

12. Academic Help: Student's desire to receive course-specific tutoring or individual help with study habits, reading skills, examination skills, writing skills, or mathematic skills.
13. Personal Counseling: Measures the student's felt need for help with personal concerns.
14. Social Engagement: Measures the student's desire to meet other students and to participate in group activities.
15. Career Guidance: Measures the student's desire for help in selecting a major or career.
16. Financial Guidance: Measures the student's interest in discussing ways to increase their financial resources for college.

Conversation starters per scale for advisors:

- Study Habits: How did you study when you were in high school?
- Reading Interests: What is the latest book you have read?
- Verbal Confidence/Math and Science Confidence: What were your best subjects in High School?
- Commitment to College: What programs or areas of study are of greatest interest to you?
- Interaction with Previous Teachers: How would you describe your favorite teachers in high school?
- Social Engagement: What were your favorite social activities in high school?
- Family Support: How would you describe your family's involvement in your education?
- Capacity for Tolerance: How did you handle issues in your classes that challenged your points of view?
- Career Plans: What intrigues you most about this major/area?
- Financial Security: What kind of jobs would you consider if you decide to work while you're in college?