

All-In for Student Success: Implementation, Faculty Engagement, & Impact

Brenda Oursler White, Director, Assessment & Accreditation

S.Suzan J. Harkness, Ph.D., Provost

SUNY College of Agriculture and Technology at Morrisville

Agenda

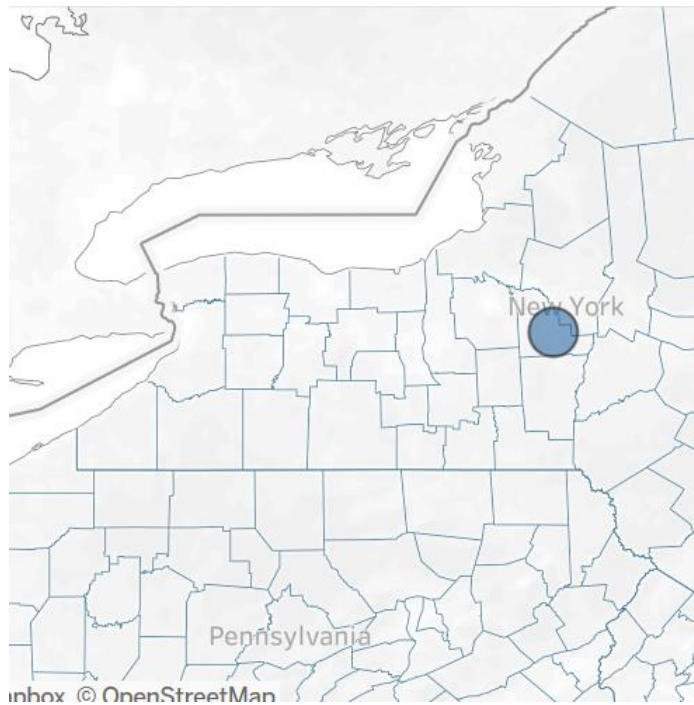
1. About SUNY Morrisville
2. Fall 2023 Implementation of CSI
 - Identifying the current campus-wide issues
 - Bringing faculty, staff, community on board
3. Insights
 - Understanding our new students
 - Impact of the CSI: Data tells our story
4. Identifying Ongoing Challenges – Student Reports
 - Survey Results – Faculty Advisor and Student Feedback
5. Spring 2025 and Beyond: Evolving process
6. Questions

About SUNY Morrisville

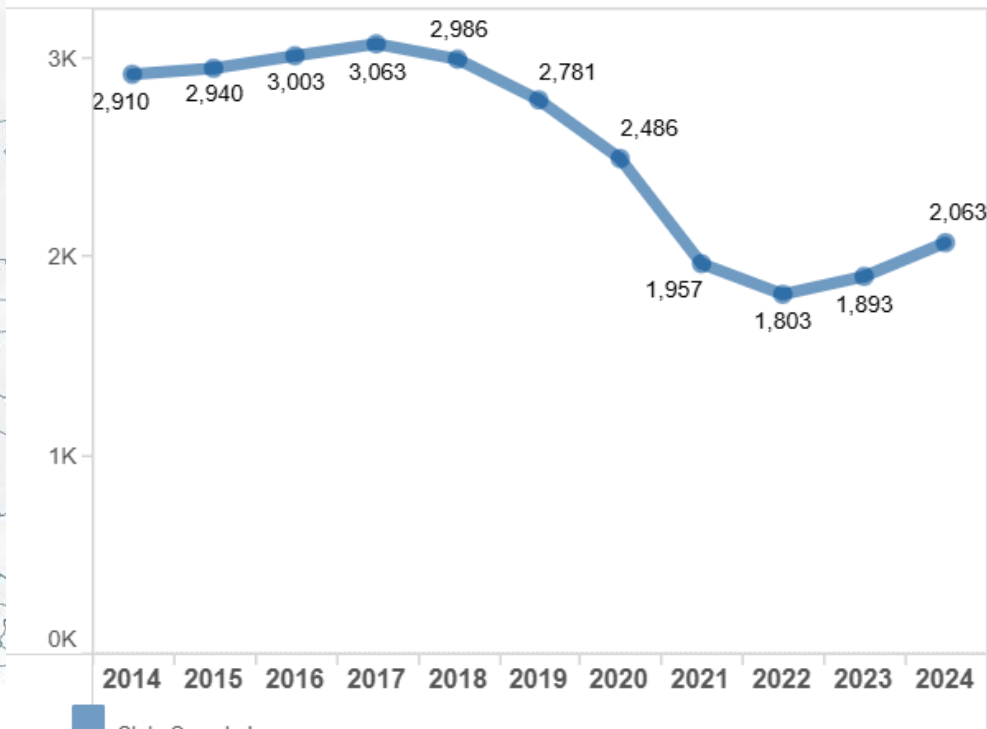


About SUNY Morrisville

College of Agriculture and Technology, State University of New York (SUNY)



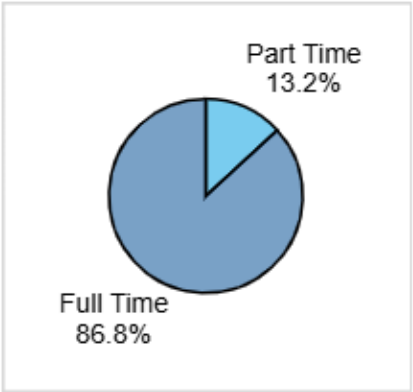
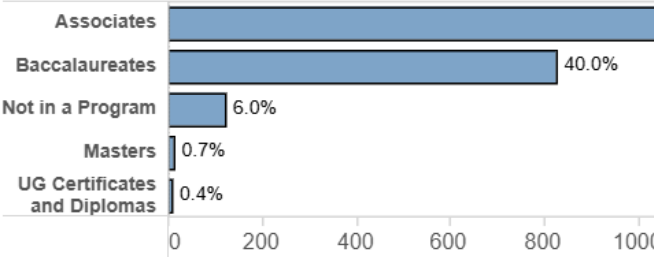
Historical Fall to Fall Enrollment (2014-2024)



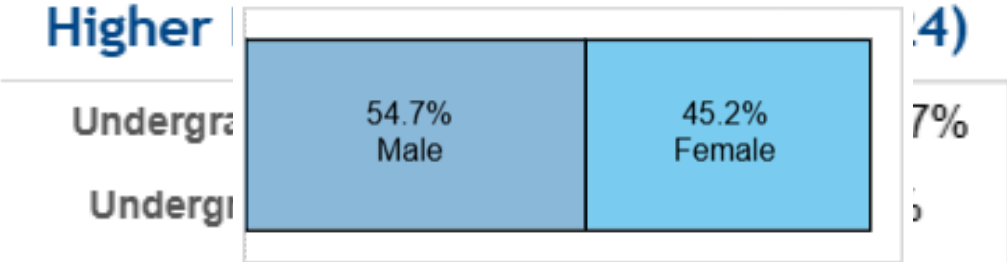
About SUNY Morrisville

College of Agriculture and Technology, State University of New York (SUNY)

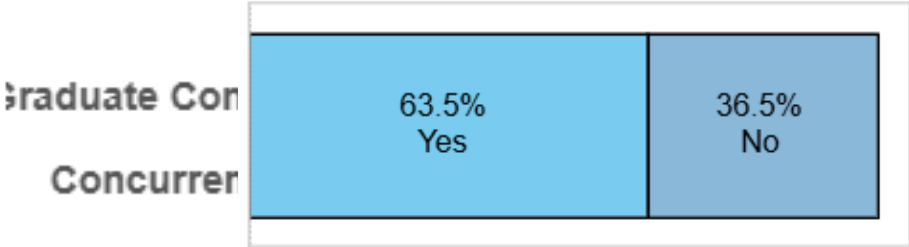
Enrollment by Award Level (Fall 2024)



Sex (Fall 2024)

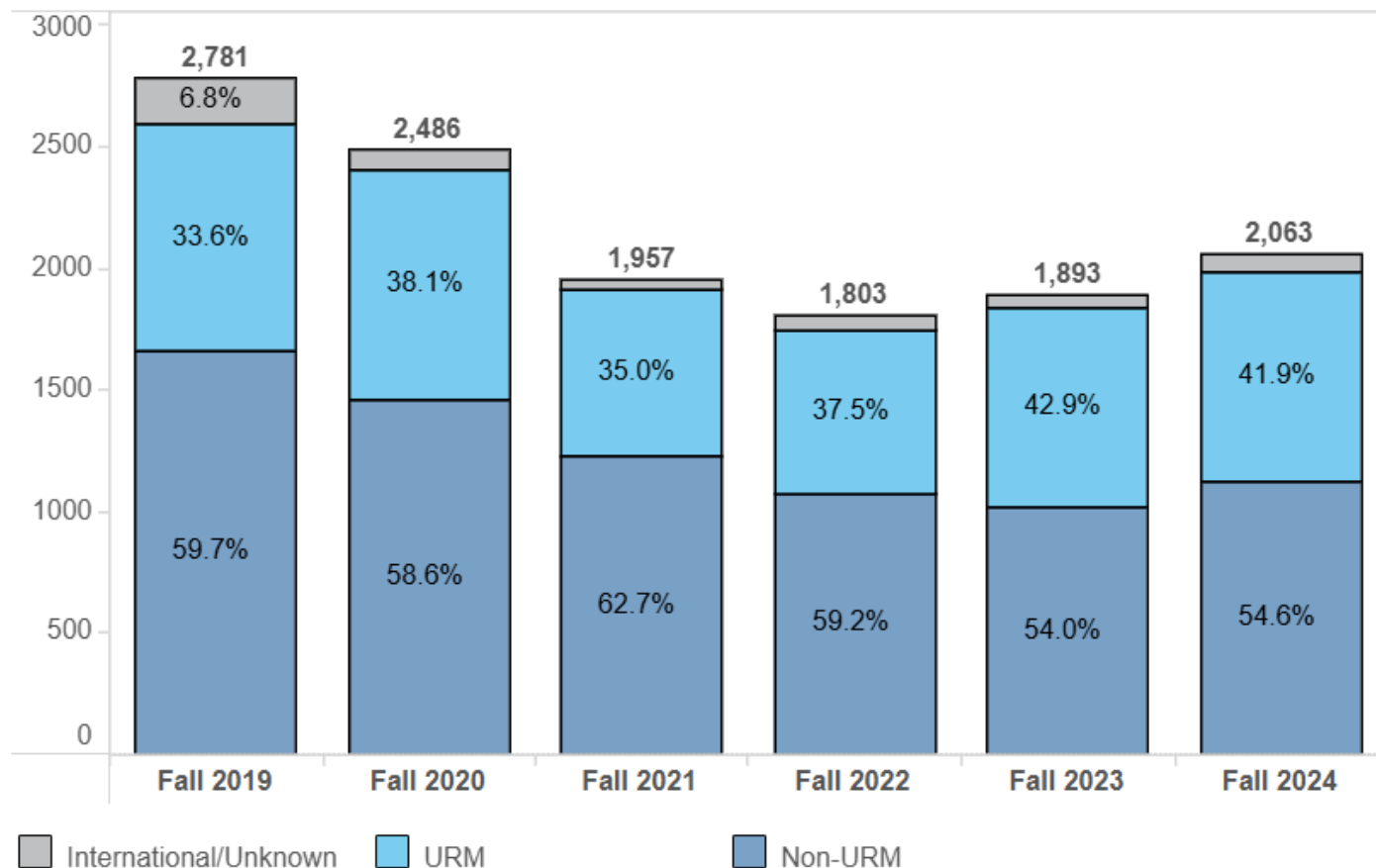


Pell (Fall 2024)*

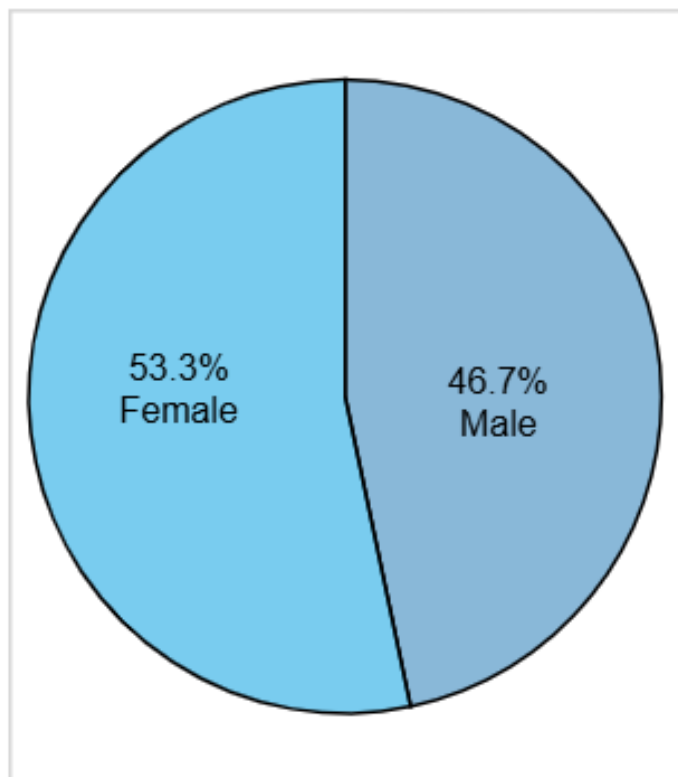


Historical Underrepresented Minorities vs Non-Underrepresented Minorities (Fall 2019 to Fall 2024)

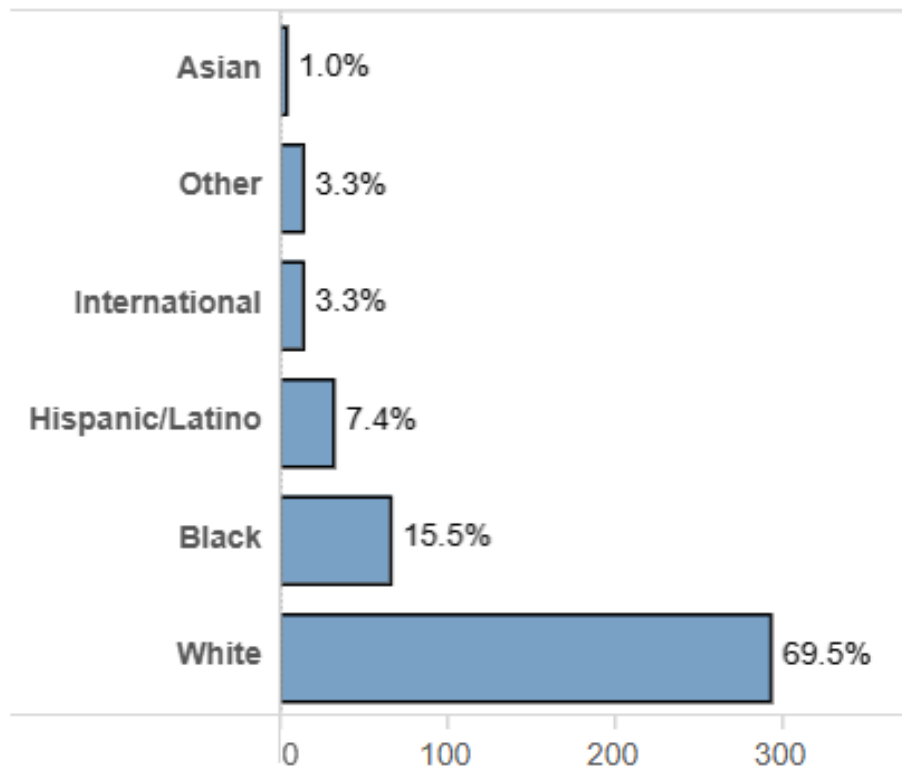
da



Awards by Sex* (2023-2024)



Awards by Race/Ethnicity* (2023-2024)



Support for College Student Inventory



ASAP

Advancing Success in
Associate Pathways

ACE

Advancing Completion
through Engagement

SUNY ASAP|ACE is designed to help students in both two-year and four-year degree programs stay on track and graduate on time by providing academic, financial, and personal support.

Student Success Summit: Advancing Retention and Completion at SUNY, June 17, 2025

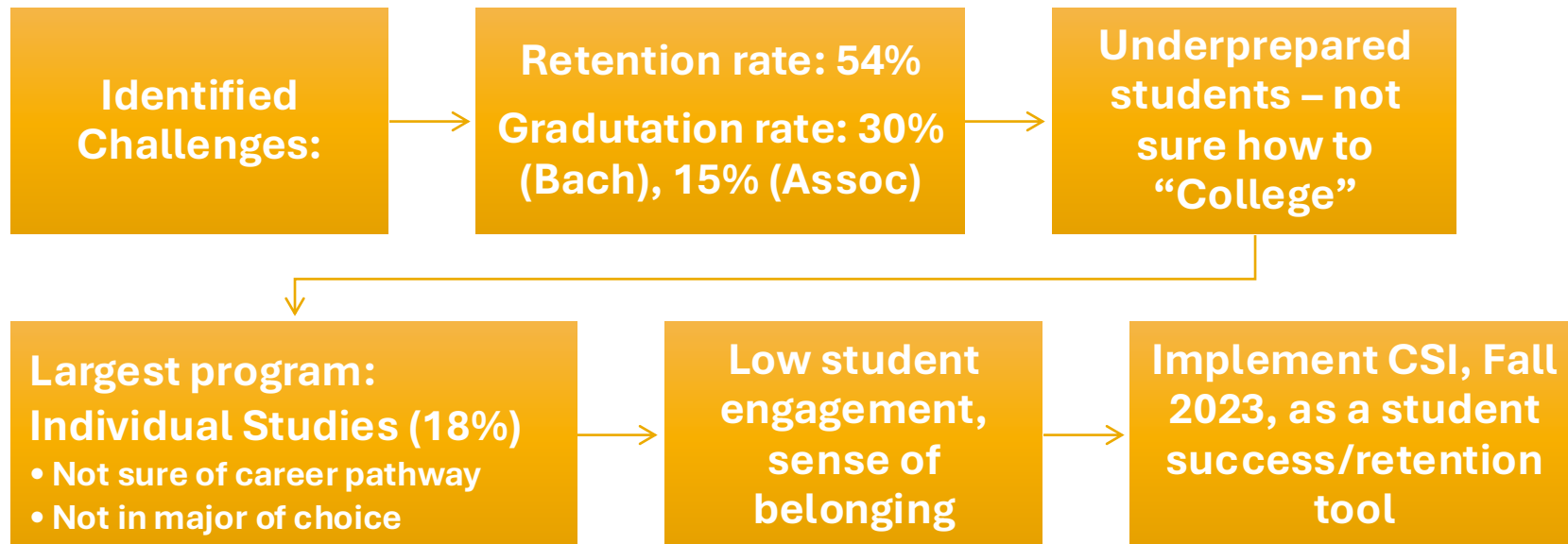
“The support provided through ASAP|ACE will help many more students successfully complete their degree”

Eunice Lewin, SUNY Board Of Trustees

“ASAP|ACE’s evidence-based practices are working on our campuses to ensure students from all backgrounds are able to thrive, complete their degree, and pursue their dreams”

State University of New York Chancellor John B. King Jr.

Fall 2023: Implementation of the College Student Inventory



Strategy Sessions and Assessment

Bringing faculty, staff, community on board

Launch CSI during Fall Faculty Assembly

Determine audience for strategy sessions

Share information on the College Student Inventory

Define role of advisors and counselors

Identify areas of needed training support or references

Assess strategy sessions, ongoing improvements

Feedback from students, faculty, staff on CSI

- **Strategy sessions held Fall 2023 and Spring 2024**
 - In-person, virtual
 - Specific populations
- **150 attendees, 35+ sessions**
- **Insights, identified needs:**
 - **Advisor training**
 - **Strategic advisor assignment of Individual Studies students**

Understanding our first-time students

CSI – Insights: Beginning of Fall 2023

COLLEGE STUDENT INVENTORY™ SUMMARY RESULTS, FALL 2023

COHORT

SUNY Morrisville Form B - CSI Results 9/11/2023

N= 744

CSI Completion rate 61%

Incoming students

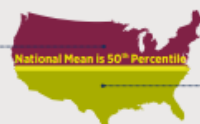
1 Are our students more or less at risk than their peers nationally?

KEY TO INTERPRETING RESULTS:

Campus results below are mean percentile scores.

HIGHER RISK

Mean scores >50th percentile



Mean scores <50th percentile

LOWER RISK

Overall Risk Index



	TOTAL	FAEMALES	MALES
HIGH RISK >50	71	71	72
LOW RISK <50			

48 %

of students are highest risk (80th percentile or higher)

Predicted Academic Difficulty



	TOTAL	FAEMALES	MALES
HIGH RISK >50	56	56	56
LOW RISK <50			

26 %

of students are highest risk (80th percentile or higher)



Educational Stress

HIGH RISK >50
LOW RISK <50

	TOTAL	FAEMALES	MALES
HIGH RISK >50	60	59	60
LOW RISK <50			

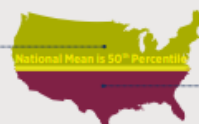
31 %

of students are highest risk (80th percentile or higher)

2 Are our students more/less receptive to assistance?

LOWER RISK

Mean scores >50th percentile



Mean scores <50th percentile

HIGHER RISK

Receptivity to Institutional Help



	TOTAL	FAEMALES	MALES
LOW RISK >50	40	43	38
HIGH RISK <50			

15 %

of students are most receptive (80th percentile or higher)

CSI – Insights: Beginning of Fall 2024

Fall 2024 New and Transfer Students (NTS) – College Student Inventory (CSI) (n = 897)

	Overall	CSI Completed	CSI Not Completed	Overall Risk Index (percentile)	Predicted Academic Difficulty (percentile)	Educational Stress (percentile)	Receptivity to Institutional Help (percentile)
Count	897	654	243	68.1	55.1	58.8	44.1
Percent	100%	72.9%	27.1%				
HS GPA	80.1	81.0	77.5				

CSI – Insights End of Fall 2023 and 2024 Cohorts

Fall 2023
(n = 744)

CSI Complete

- Retention: 86.4%
- Attrition: 13.6%

Not Complete

- Retention: 71.7%
- Attrition: 28.3%

Fall 2024
(n = 897)

CSI Complete

- Retention : 85.0%
- Attrition: 15.0%

Not Complete

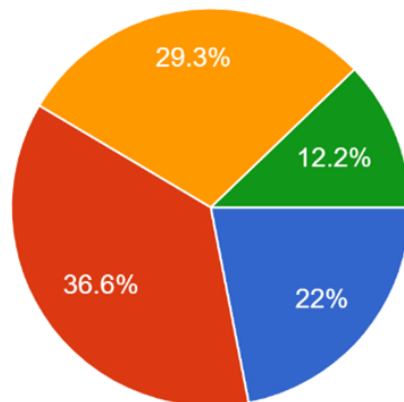
- Retention: 72.8%
- Attrition: 27.2%

Identifying ongoing challenges

CSI Assessment: Faculty Advisor Feedback

Were you able to meet with your first-year advisees to discuss their CSI Student Report?

41 responses



- I was able to meet with all of my first-year advisees to discuss their CSI Student Report.
- I was able to meet with more than half of my first-year advisees to discuss their CSI Student Report.
- I was able to meet with less than half of my first-year advisees to discuss their...
- I was not able to meet with any of my first-year advisees to discuss their CSI...

CSI Assessment: Faculty Advisor Feedback

- Lack of communication with first-year advisees
- Issues with timing of report distribution
- Need for stronger enforcement of advisor meetings
- CSI tool seen as helpful for building relationships
- Concerns about CSI tool being too long and invasive

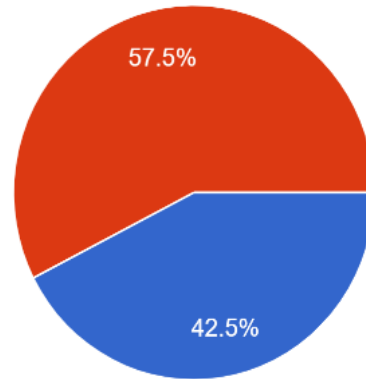
CSI Assessment: Student Feedback (n = 297)

- Students shared insights on their academic performance and CSI's usefulness
- CSI was viewed as accurate in identifying learning needs
- Feedback included appreciation for positive experiences and support received

CSI Assessment: Student Feedback (n = 297)

I did not receive my CSI Student Report

73 responses



- I never met with my advisor this semester, so I did not receive my CSI Student Report.
- I met with my advisor, but I did not receive my CSI Student Report.

Student Report Distribution Process

Fall 2023 – Fall 2024

CSI Student Report Distribution Process

- Advisors received electronic Advisor Reports and printed Student Reports
 - Expectations: Meet with advisees, share reports, answer questions, provide support, share resources, begin to build a relationships early on in semester
- **Concerns:**
 - Were students receiving their reports?
 - If no, why?
 - If yes, were students given the opportunity to review their report and ask questions?
 - What were the impacts of students receiving their reports?
- **Challenges:**
 - Advisors were often meeting with students late in the semester for advising
 - Advisors were not always comfortable discussing more personal issues

Spring 2025: Evolution of Student Report Sharing Process

**CSI Student Reports
were distributed in
group sessions or
individually**

**Goal: Ensure students
receive and review
their reports in a
supportive
environment**

**Process of sharing
reports:**

- **Go over why College Student Inventory**
- **Provide example**

**Share relevant
campus resources**

**Collected student
feedback through a
brief survey**

Takeaways and Future Plans

Takeaways from Revised Process

Observations from sharing reports in group settings



Students were excited to learn more about themselves



Students who had not taken the CSI did so following the presentation of Student Reports to other students

Takeaways from Revised Process – Survey Feedback

Questions 1: Did your report provide any insights that you plan to act on?

- **Career Planning and Academic Focus:** Refine career goals, improve qualifications, and focus more on core subjects like math and science
- **Social Engagement and Campus Involvement:** Students expressed the need to build connections and engage more with their peers
- **Study Habits and Skill Development:** Cited goals to improve reading and writing skills and time management strategies

Takeaways from Revised Process – Survey Feedback

Question 2: Did the report help you identify any new personal or academic goals?

- **No new goals:** Students indicated they already had clear plans or found that the report confirmed their current direction
- **Academic improvement:** Boosting grades, gaining confidence in math and science, or adjusting career direction
- **Set new personal development goals:** Particularly around socializing more and engaging with the campus community

Summer 2025 and Beyond

Continue sharing CSI Student Reports directly with students, group settings or individually

Summer 2025

Opportunity programs, nursing bootcamp

Administer group settings, share Student Reports

Fall 2025

Email/Slate: Increase completion rate

First-year seminars, other first-year courses

Advisors: Continue to share advisor reports, student reports when requested

Questions?


Thank you!

Brenda Oursler White

S.Suzan J. Harkness



All material in this presentation, including text and images, is the property of RNL. Permission is required to reproduce information.



JULY 22-24, 2025
Atlanta, GA

The 39th Annual National Higher Education Conference