

OneRiver: A Data-Driven Transformation of Orientation to Improve Student Success

Indian River State College



Elizabeth Gaskin

Vice President for Student Success



Emily Mass

Associate Vice President of Recruitment
and Admissions




Rebecca Shearer

Chief Retention Officer

#OneRiver

Indian River State College

- ✓ Located in Southeast Florida
- ✓ 5 campuses
- ✓ Total Students: 24,517
- ✓ Funded FTE: 12,033
- ✓ 130+ programs, Certificates, AA, AS, AAS, BS degree

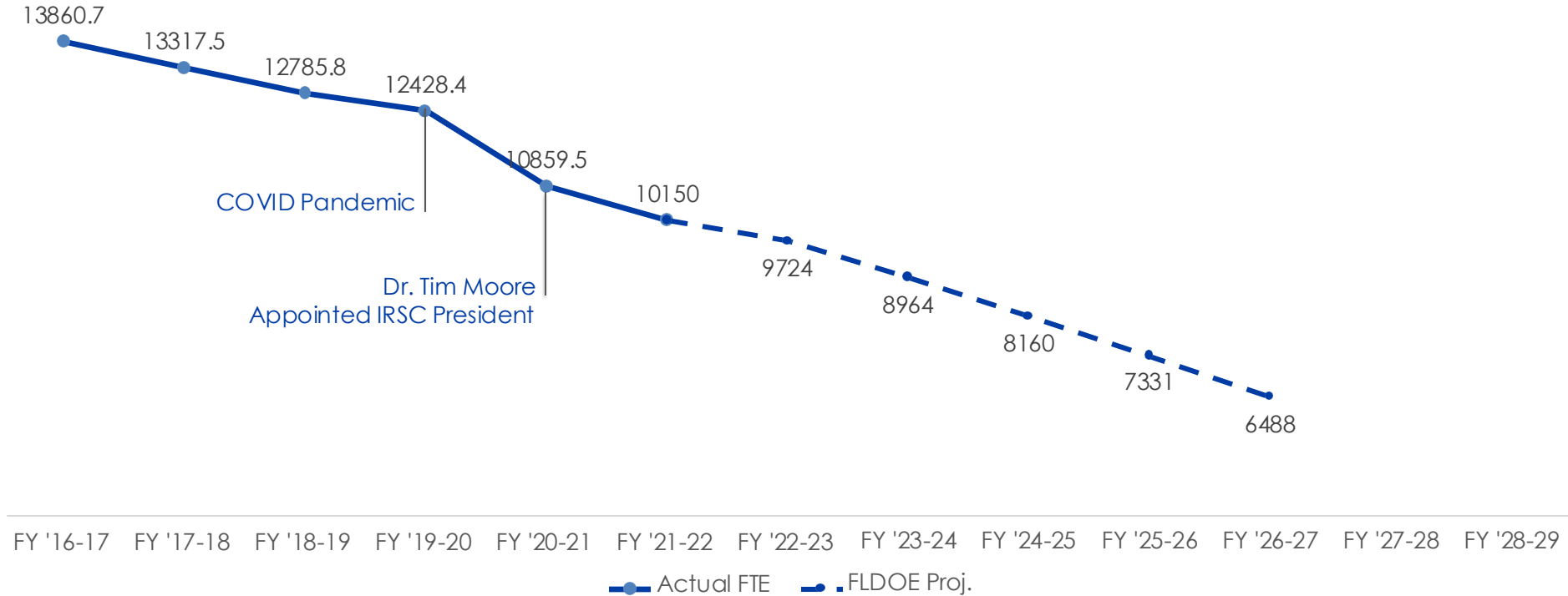


Enrollment Roundtable

A collaborative approach to understanding and improving student enrollment

Purpose: Create a space to discuss enrollment data and special topics related to student enrollment to drive student success and collaboration across the College.

Indian River State College State Enrollment Projections



Indian River State College **Promise Program**

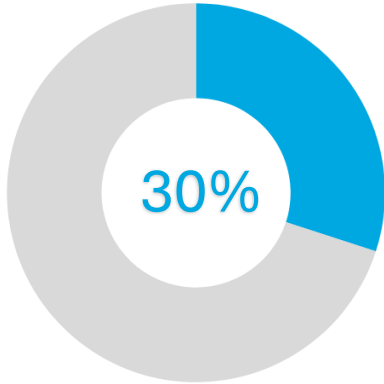


March 2022 - Inception of the Promise Program

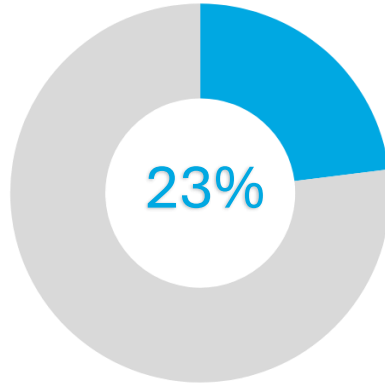
August 2022 - Welcomed the first Promise Cohort

January 2023 - First data review

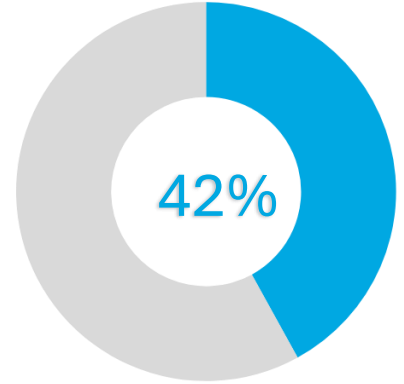
Local Public High School **Matriculation**



2020

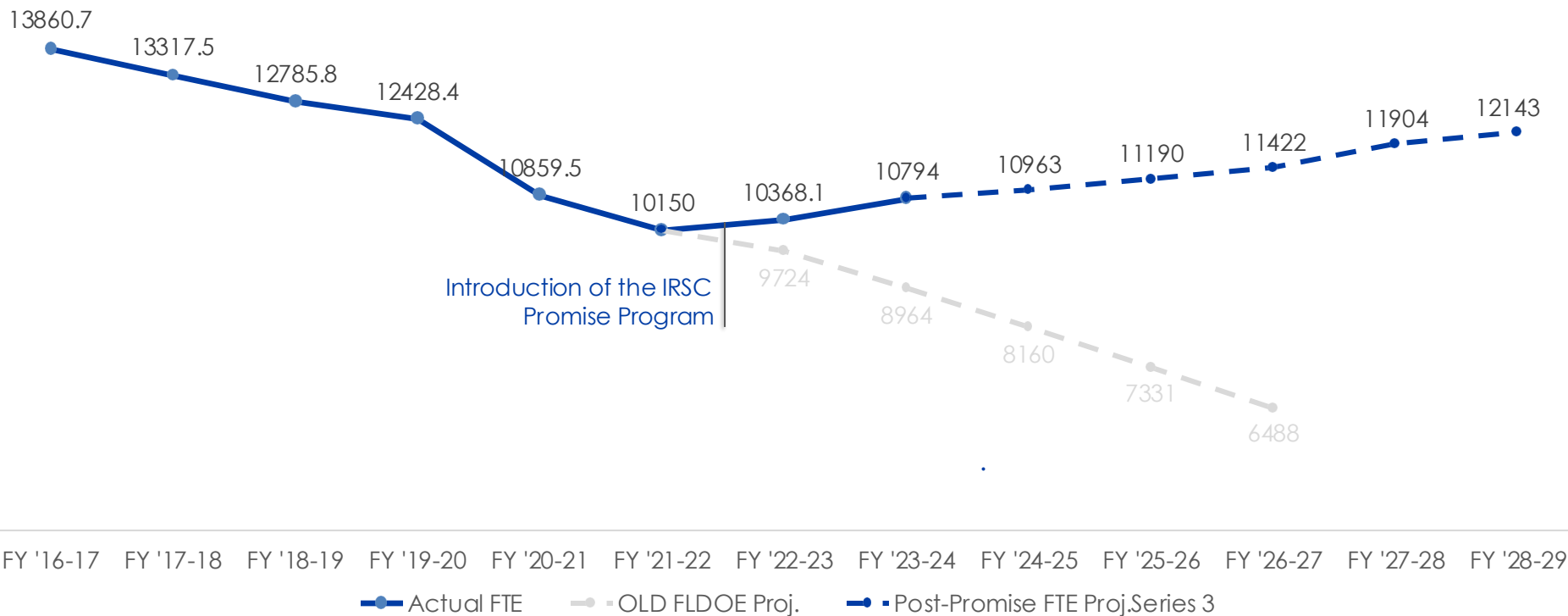


2021



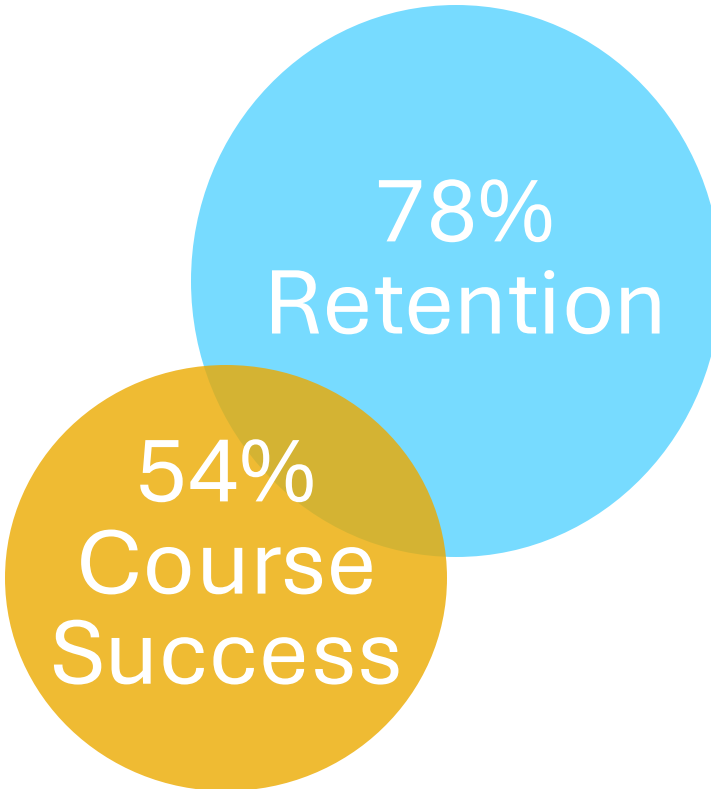
2022

Impact of the Promise Program



Promise Growing Pains

- Unexpected Demographic Shifts
- First Gen, Minority Status, Pell eligible
- Technology and Knowledge Gap
- Basic Needs
- Classroom Readiness



78%
Retention

54%
Course
Success

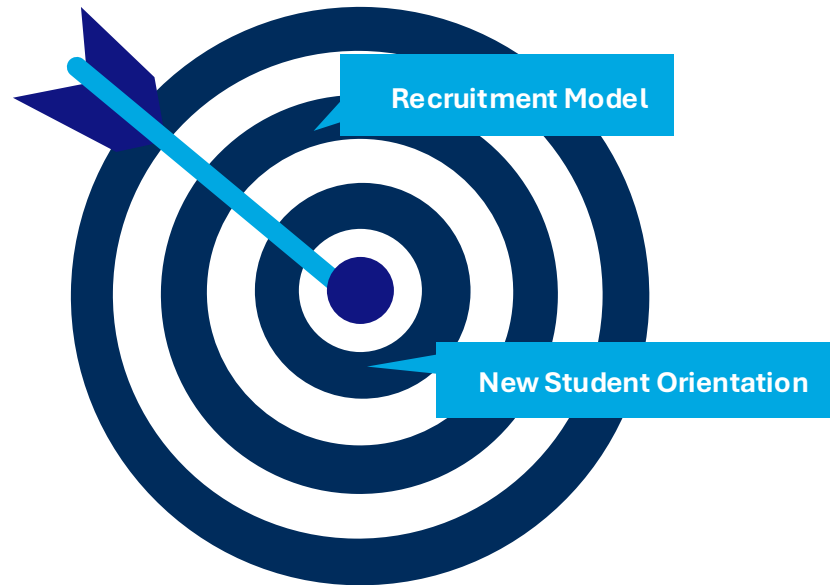
Enrollment Roundtable Initiatives



New Recruitment Model



New Student Orientation



Recruiting for Success

Discovery Days

Descubre IRSC

Multilingual Materials



New Student Orientation: Navigating the River


What?

Who?


Where?

When?

How?



Present Day New Student Orientation: **Navigating the River**



Data Collection and Review

New Student Orientation

- Communication
- Content
- Modified Schedule
- Social Integration
- Parent Perspectives



New Student Orientation: Navigating the River

Fall 2023

**1,200
students**

Fall 2024

**2,500
students**

Fall 2025

**Goal:
Over 3,000**



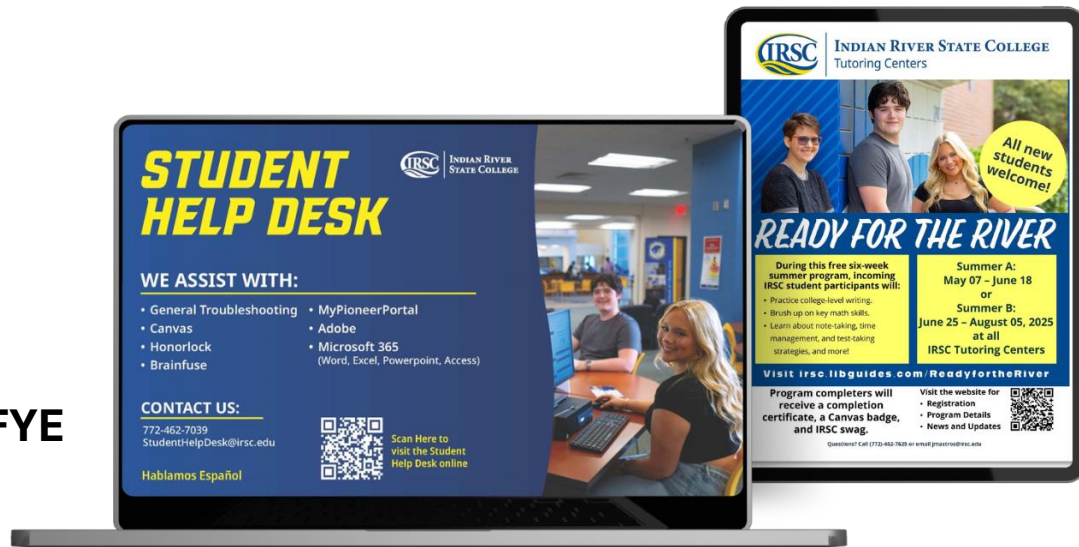
Enrollment Roundtable

Continuous Improvement

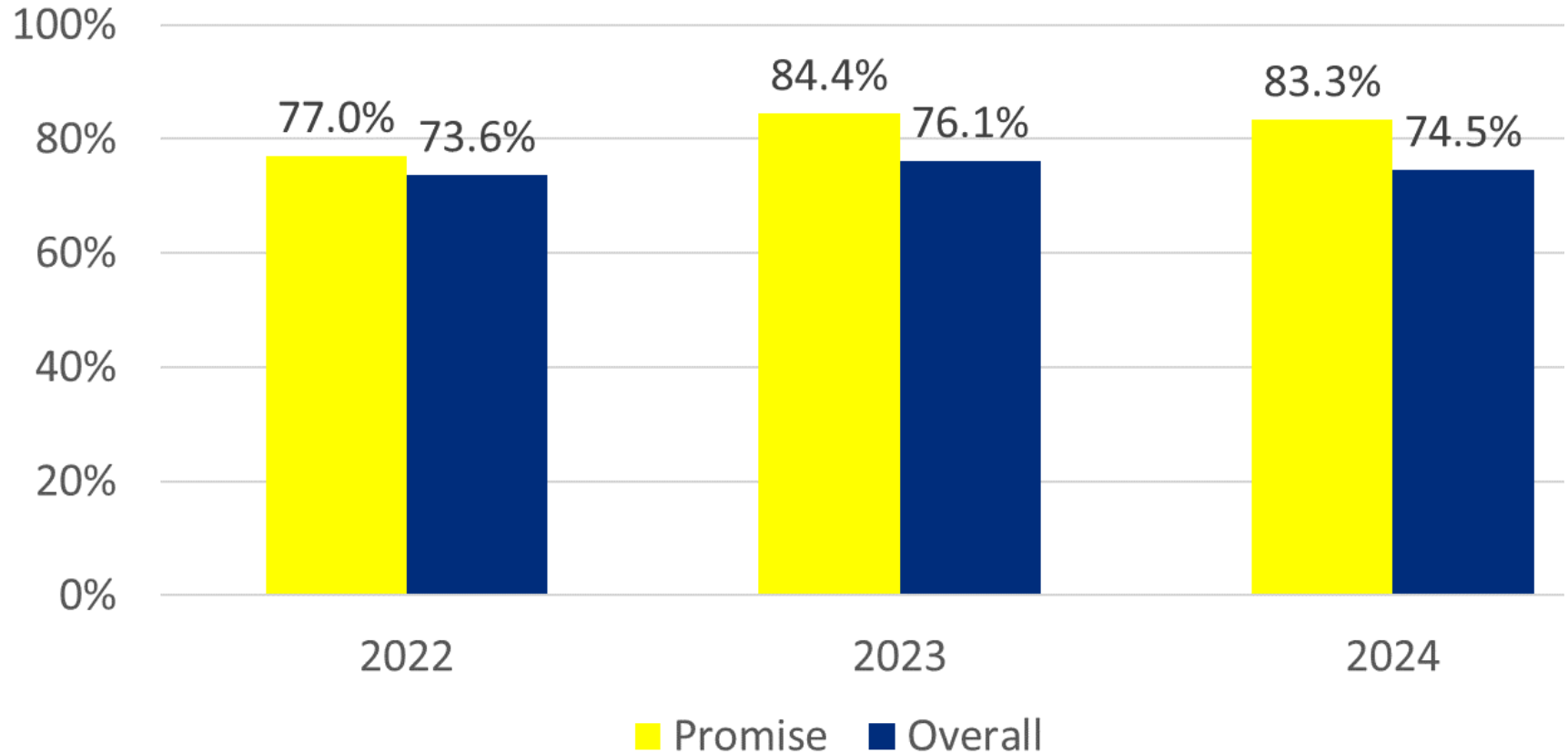
Moving Forward

Focus on Retention

- Strengthen first-year **advising**
- Expand **early alert** interventions
- Build student belonging through **FYE** and **peer mentorship**
- Enhance **academic supports**
- Emphasis on **Resources**
- **Mental Health** and Wellness



Fall to Spring retention



Fall 2022 to Spring 2024

Courses	Fall Course Success Rate					
	2022		2023		2024	
	Non-Promise Associates	Promise 2022 Cohort	Non-Promise Associates	Promise 2023 Cohort	Non-Promise Associates	Promise 2024 Cohort
All Courses	80.8% (N=35,059)	54.2% (N=8,572)	82.0% (N=32,147)	65.8% (N=9,785)	84.1% (N=31,799)	69.0% (N=11,471)
ENC1101	66.8% (N=1,583)	45.3% (N=1,436)	77.0% (N=1,294)	58.2% (N=1,290)	81.6% (N=1,233)	61.8% (N=1,373)

Questions?



Indian River
State College

#OneRiver



All material in this presentation, including text and images, is the property of RNL. Permission is required to reproduce information.



The 39th Annual National Higher Education Conference